



EGANSTREET
RESOURCES ASX Code: EGA



For personal use only



Rothsay Gold Project, Western Australia

Unlocking the Potential of One of Australia's Highest Grade Gold Projects

Resources Rising Stars – 31 May 2017

Marc Ducler – Managing Director

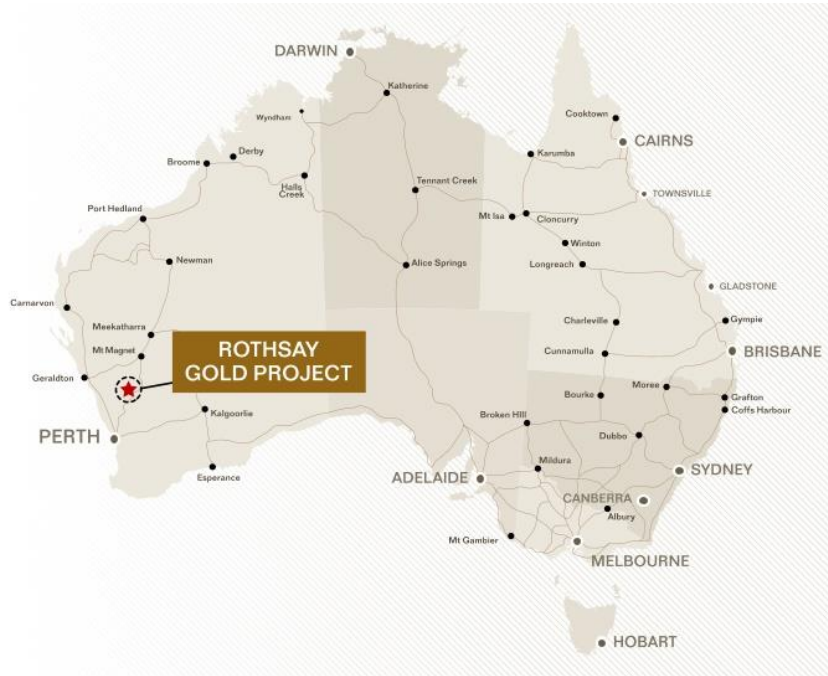


- ▶ The purpose of this presentation is to provide general information about Egan Street Resources Limited (EganStreet or the Company) and it is presented for informational purposes only. It is not recommended that any person makes any investment decision in relation to the Company based solely on this presentation.
- ▶ This presentation does not necessarily contain all information which may be material to the making of a decision in relation to the Company. Any investor should make its own independent assessment and determination as to the Company's prospects prior to making any investment decision, and should not rely on the information in this presentation for that purpose.
- ▶ This presentation does not involve or imply a recommendation or a statement of opinion in respect of whether to buy, sell or hold securities in the Company. The securities issued by the Company are considered speculative and there is no guarantee that they will make a return on the capital invested, that dividends will be paid on the shares or that there will be an increase in the value of the shares in the future.
- ▶ This presentation contains certain statements which may constitute "forward-looking statements". Such statements are only predictions and are subject to inherent risks and uncertainties which could cause actual values, results, performance or achievements to differ materially from those expressed, implied or projected in any forward-looking statements. Given these uncertainties, recipients are cautioned not to place reliance on forward-looking statements. Past performance of the Company or its shares cannot be relied on as a guide to future performance. No representation or warranty, express or implied, is made by the Company that the matters stated in this presentation will be achieved or prove to be correct. Recipients of this presentation must make their own investigations and inquiries regarding all assumptions, risks, uncertainties and contingencies which may affect the future operations of the Company or the Company's securities.
- ▶ The provision of this presentation is not, and should not be considered as, the provision of financial or investment advice and the Company does not purport to give such advice. No account has been taken of the objectives, financial situation or needs of any recipient of this document. Recipients of this document should carefully consider whether the securities issued by the Company are an appropriate investment for them in light of their personal circumstances, including their financial and taxation position.
- ▶ This presentation is presented for informational purposes only. It is not intended to be, and is not, a prospectus, product disclosure statement, offering memorandum or private placement memorandum for the purpose of Chapter 6D of the Corporations Act 2001.
- ▶ The directors of the Company have no reason to believe the information incorporated in this presentation is other than reliable or complete. However they have not sought independently to verify all such information and therefore no representation or warranty, express or implied, is made as to the fairness, accuracy, completeness or correctness of the information, opinions and conclusions contained in this presentation and the Company accepts no responsibility to update any person regarding any inaccuracy, omission or change in information in this presentation or any other information made available to a person nor any obligation to furnish the person with any further information. To the maximum extent permitted by law, neither the Company, its related corporations, directors, employees, agents or advisers, nor any other person, accepts any liability, including, without limitation, any liability arising from fault, negligence or negligent misstatement, for any loss arising from the use of this presentation, its contents, or for any omissions from this presentation, or otherwise arising in connection with it.
- ▶ The Company accepts no responsibility to update any person regarding any inaccuracy, omission or change in information in this presentation or any other information made available to a person nor any obligation to furnish the person with any further information.
- ▶ The information in this presentation that relates to the estimation and reporting of the maiden Rothsay Mineral Resource is extracted from the Independent Geologists Report included in the Prospectus lodged on 28 July 2016 which is available to view at www.eganstreetresources.com.au / www.asx.com.au.
- ▶ **Competent Person Statements**
- ▶ The information in this presentation that relates to exploration results for the Rothsay Gold Project is extracted from
 - ▶ *the ASX announcement dated 6 February 2017, "Drilling Confirms More High Grade Gold Intersections" which is available from www.eganstreetresources.com.au / www.asx.com.au and*
 - ▶ *the Prospectus lodged on 28 July 2016, which is available to view at www.eganstreetresources.com.au and www.asx.com.au*
- ▶ The Company confirms that it is not aware of any new information or data that materially affects the information included in the announcement referred to above or the Prospectus. The Company confirms that the form and context in which the Competent Person's findings are presented have not been materially modified from the announcement referred to above or the Prospectus.
- ▶ The information in this presentation that relates to the estimation and reporting of the upgraded Rothsay Mineral Resource is extracted from the ASX announcement dated 14 March 2017, "27% Increase in High-Grade Indicated Resource at Rothsay" which is available to view at www.eganstreetresources.com.au / www.asx.com.au. The Company confirms that it is not aware of any new information or data that materially affects the information included in the announcement dated 14 March 2017 and that all material assumptions and technical parameters underpinning the upgraded Mineral Resource estimate in the announcement dated 14 March 2017 continue to apply and have not materially changed. The Company confirms that the form and context in which the Competent Person's findings are presented have not been materially modified from the announcement dated 14 March 2017.
- ▶ Information in relation to the Rothsay Gold Project Scoping Study and Pre-Feasibility Study including production targets and financial information, included in this report is extracted from the ASX Announcements dated 23 December 2016 and 16 May 2017 (see ASX Announcement – 23 December 2016, "Rothsay Scoping Study Revised" and ASX Announcement – 16 May 2017, "Rothsay PFS Confirms Potential New High-Grade Gold Project"), www.eganstreetresources.com.au and www.asx.com.au). The Company confirms that all material assumptions underpinning the production targets and financial information set out in the announcements released on 23 December 2016 and 16 May 2017 continue to apply and have not materially changed.

A New High-Grade Australian Story



For personal use only



- ▶ **A\$6m IPO** at 20c – September 2016
- ▶ Developing the 100%-owned **Rothsay Gold Project**
- ▶ Located on **granted Mining Leases**, ~300km NE of Perth
- ▶ Rich history of **high-grade gold** production
- ▶ High-grade resource – **701kt at 11.6g/t Au for 262koz¹**
- ▶ May 2017 PFS demonstrates **low-cost pathway** to near-term production:
 - ▶ *A\$21.7m CAPEX to produce 200koz at AISC of A\$1,020/oz² and generating \$82m in free cash³*
- ▶ **Definitive Feasibility Study** targeted for Q3, 2017
- ▶ Outstanding **near-mine and regional** exploration upside – +14km of prospective strike, largely untested

¹ Refer to ASX Announcement – 14 March 2017 'Resource Upgrade' (Indicated 399kt at 11.9g/t for 152oz and Inferred 303kt at 11.3g/t for 110oz)

² ASIC = C1 Cash Cost (site based mining, processing & site services operating costs + administration costs) + royalties + sustaining capital costs

³ For full details in relation to the Rothsay Gold Project Pre-Feasibility Study, including major assumptions, refer to ASX announcement dated 16 May 2017 titled "Rothsay PFS Confirms Potential New High-Grade Gold Project"

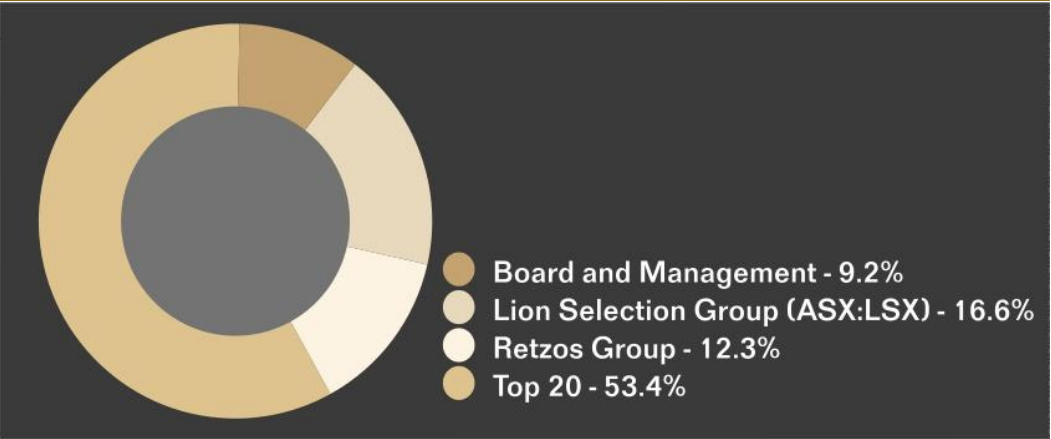
Corporate Overview



Capital Structure

Shares on Issue		Market Capitalisation	
64.6m		A\$15.5m (@ 24cps)	
Options		Cash	Debt
Listed (EGAO): 25c exercise	Unlisted	A\$3.45m	Nil
48.1m	11.9m		

Shareholding



Board and Management

Barry Sullivan

Non-Executive Chairman

Mining Engineer

Marc Ducler

Managing Director

Metallurgist, BSc Metallurgy (WASM)

Lindsay Franker

Chief Operating Officer

Mining Engineer, BEng Mining (WASM) MAusIMM

Hedley Widdup

Non-Executive Director

Geologist / Commercial, BSc, Hons Geology

Simon Eley

Non-Executive Director

Commercial / Lawyer, BA LLB

Julie Reid

Geology Manager

Geologist, BSc Geology MAusIMM, MAIG

Highly experienced board and management; strong shareholder base including Lion Selection Group (ASX: LSX) as cornerstone investor

A Transformational 12 Months...



- June 2016 ➡ Maiden Mineral Resource: 226koz⁴ @ 11.3 g/t Au
- Sept 2016 ➡ Successful listing on ASX – A\$6m raised at IPO
- Dec 2016 ➡ **Positive Scoping Study completed: Production Target of 101koz over 3.75 years⁵**
- Oct-Apr 2017 ➡ Two diamond drilling campaigns completed
- March 2017 ➡ **Mineral Resource upgraded to 262koz¹ @ 11.6 g/t Au**
- May 2017 ➡ **Pre-Feasibility Study completed: Production Target increased to 200koz over 5.5 years³**
RC drilling commences

► Definitive Feasibility Study underway and already well advanced....

- *Flora and Fauna studies completed*
- *Metallurgical testing underway*
- *Geotechnical testing underway*
- *Process Plant & Tailings design underway*



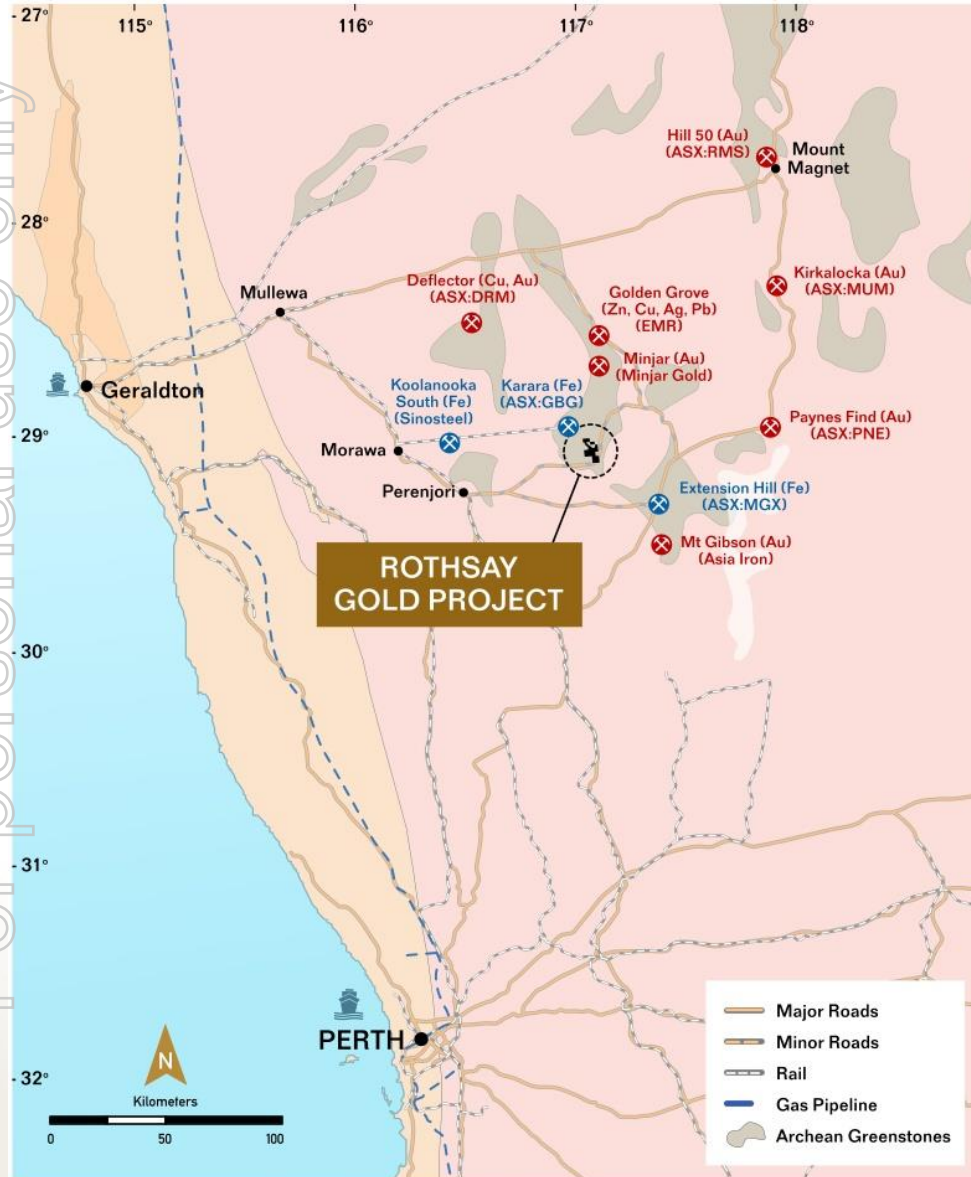
⁴ Refer to ASX Announcement – 9 September 2016 'Prospectus' (Indicated 318kt at 11.7g/t for 119oz and Inferred 306kt at 10.8g/t for 107oz)

⁵ For full details in relation to the Rothsay Gold Project Scoping Study, including major assumptions, refer to ASX announcement dated 23 December 2016 titled "Rothsay Scoping Study Revised"

¹ Refer to ASX Announcement – 14 March 2017 'Resource Upgrade' (Indicated 399kt at 11.9g/t for 152oz and Inferred 303kt at 11.3g/t for 110oz)

³ For full details in relation to the Rothsay Gold Project Pre-Feasibility Study, including major assumptions, refer to ASX announcement dated 16 May 2017 titled "Rothsay PFS Confirms Potential New High-Grade Gold Project"

Rothsay Gold Project – Prime Location



- ▶ Located ~300km NE of Perth – only 4 hours' drive
- ▶ Southern Murchison region – a highly prospective and well-established mining district
- ▶ Major mining operations in the region include: Karara (iron ore), Golden Grove (base metals), Minjar (gold) and Extension Hill (iron ore)
- ▶ Access to infrastructure – roads, rail, gas, airstrip, tailings dam and borefield
- ▶ Progressive / supportive shire (Perenjori)

A Tier-1 location in an established mining district with excellent infrastructure, services and a highly skilled workforce – all on the doorstep of Perth!

Rothsay Gold Project – “a sound low-grade proposition” at 45g/t Au⁶?



The Coolgardie Miner, Thursday, March 9 1899

Woodley's Reward

“...At the **130ft** level a reef averaging **5ft** in width, which assays **15dwt** per ton, has been extensively developed. The reef has again been encountered at the **230ft**, where it is **8ft** in width... Tests show it to be worth about **30dwt** per ton. The mine is undoubtedly a sound low-grade proposition...”

THE CRITIC, February 16, 1901.

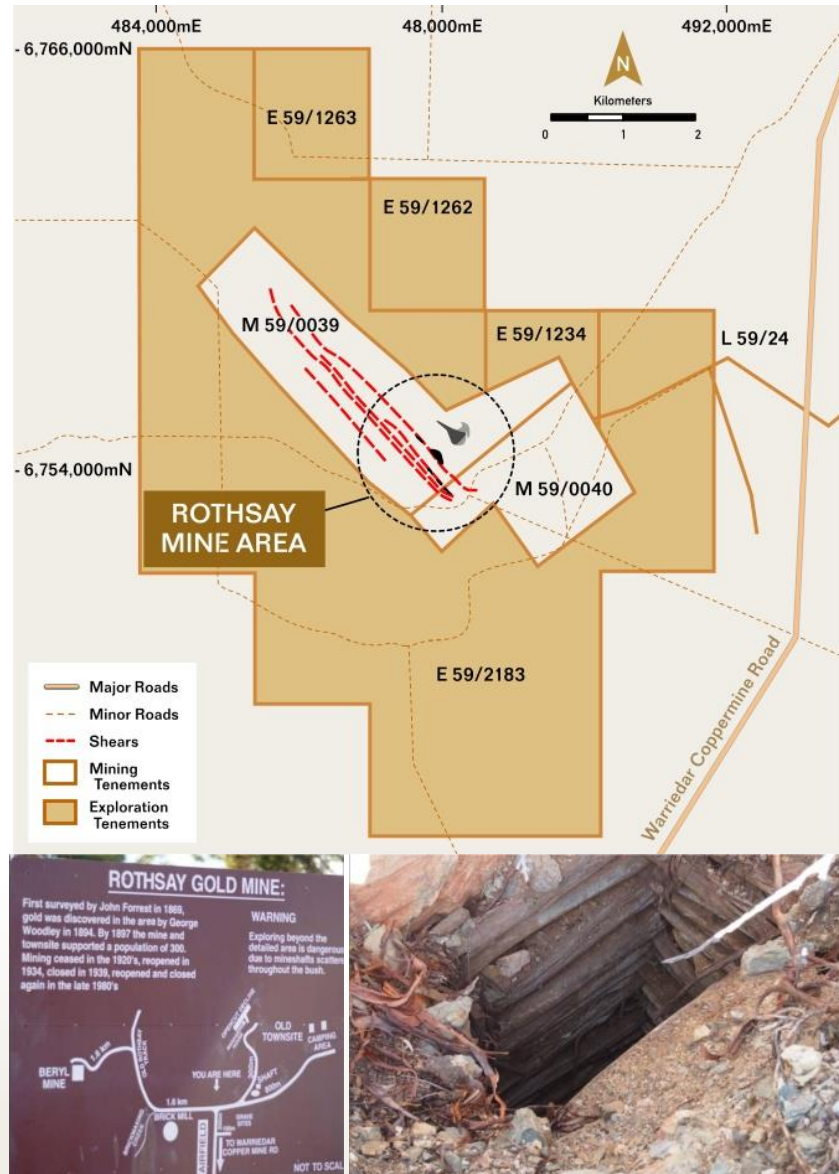
Woodley's Reward Gold Mine, Yalgoo, W.A

“Woodley's Reward, a British owned co. at Rothesay, Yalgoo, though a low grade mine, promises to be a considerable yielder if the reduction of the ore can be satisfactorily solved... Lode outcrops for a mile and a half... with the reef **4 ft.** thick in the south end, and worth just over the half-ounce... No. **2** level at **285 ft.** has opened up the body for **414 ft.**, with the face showing **8ft.** of stone, and which it had averaged for the last **67ft.**, with assays over the ounce to the ton...”



⁶ 30dwt per ton is equivalent to 45.9g/t Au

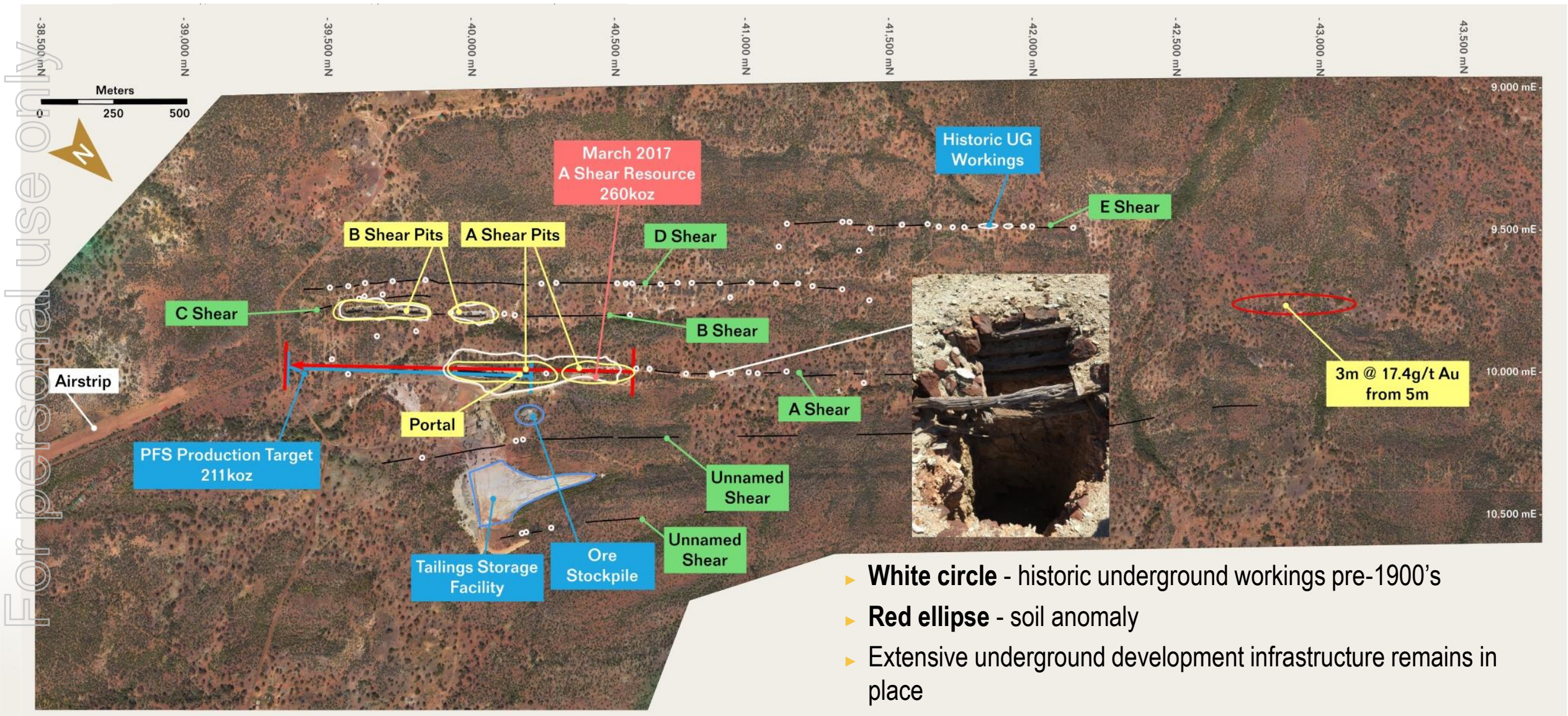
Rothsay – Strong Position in a Rich Historical Goldfield



- ▶ Tenement portfolio covers an area of 59.3km² in a rich historical gold field
- ▶ Gold first discovered in the region in 1894
- ▶ ~54,000oz of high-grade historical gold production from shallow open pits and small underground mines
- ▶ Thriving mining district from the late 1890's until the 1920's
- ▶ The project was last mined by the former leading mid-tier Australian gold miner Metana Minerals NL, which ceased production in May 1991 after the gold price fell below US\$360/oz
- ▶ Extensive underground development remains in place

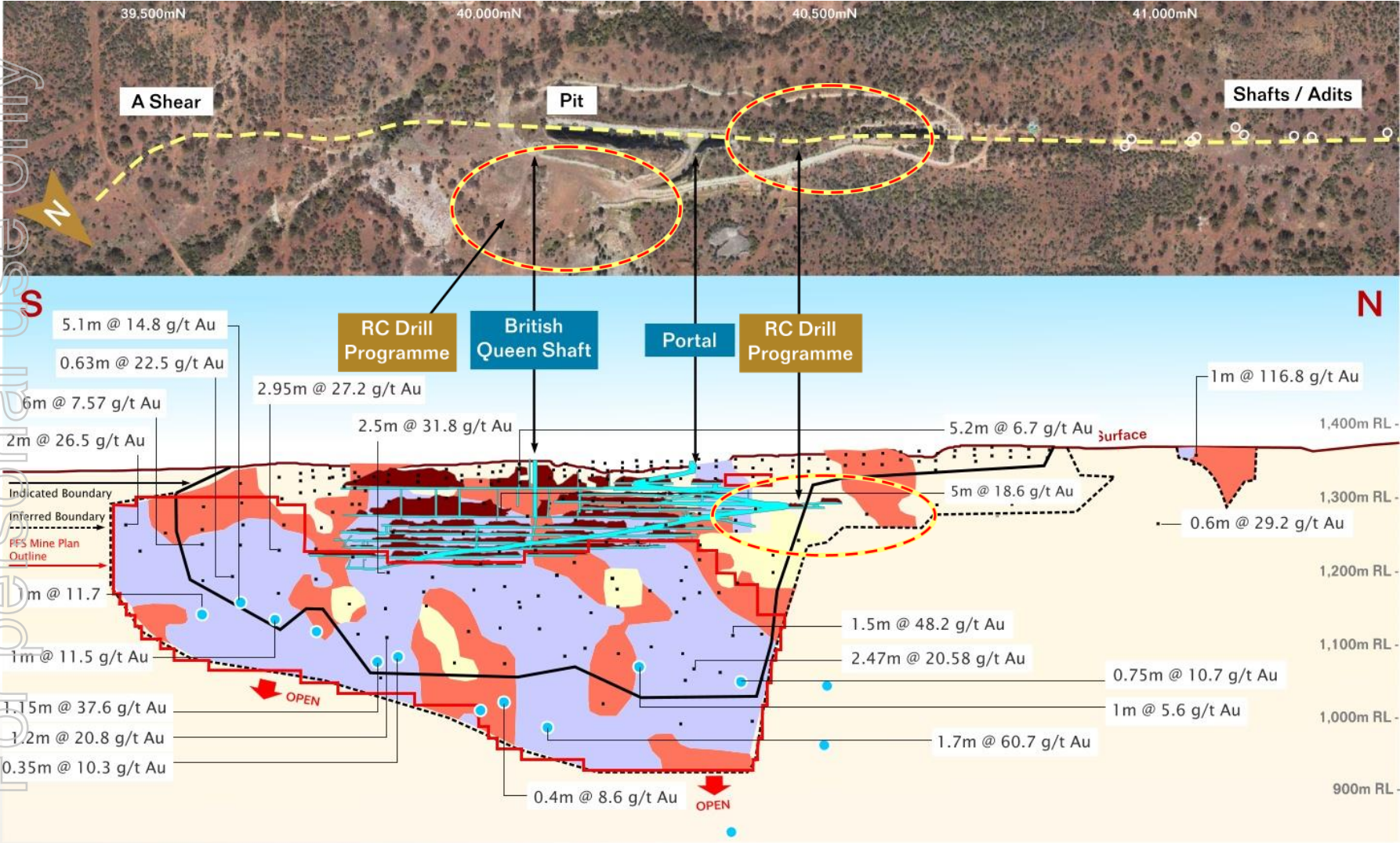
For personal use only

Extensive Historical Workings



- ▶ **White circle** - historic underground workings pre-1900's
- ▶ **Red ellipse** - soil anomaly
- ▶ Extensive underground development infrastructure remains in place

Mineral Resource and Production Target



Rothsay Project - Longitudinal Projection

Mineral Resource Estimate

Resource Category	Tonnes (kt)	Grade (g/t Au)	Ounces (koz)
Indicated	399	11.9	152
Inferred	303	11.3	110
Total ⁴	701	11.6	262

⁴ Totals may not match due to rounding

Production Target

Resource Category	Tonnes (kt)	Grade (g/t Au)	Ounces (koz)
Indicated	542	7.92	138
Inferred	318	6.56	67
Mineralised Waste	76	2.29	6
Total	936	7.00	211

PFS³ – Developing a 50,000ozpa Gold Mine




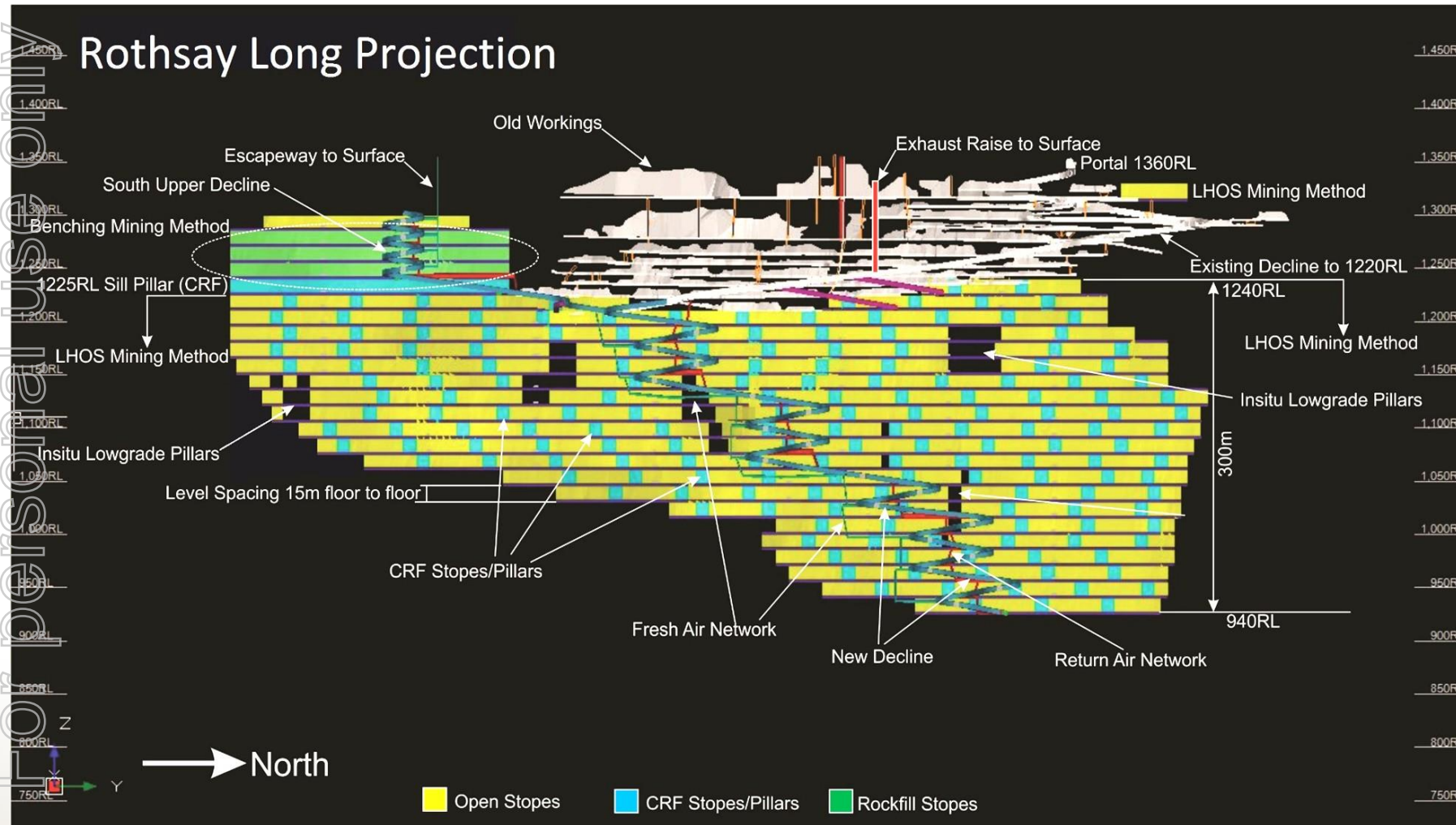
For personal use only

- ▶ Mining 936kt at 7.0g/t for 211koz of gold
- ▶ Production Target of **200koz**
- ▶ Ramping up to 50,000oz pa mined in year 3
- ▶ Processing 200,000tpa
- ▶ **Funding requirement of A\$33.9m**
 - ▶ *A\$21.7m CAPEX*
 - ▶ *A\$3.3m Contingency of 15%*
 - ▶ *A\$8.9m of Working Capital*
- ▶ Initial **LOM of 5.5 years**
- ▶ Payback of 23 months
- ▶ C1 Cash Costs of A\$836/oz and **AISC of A\$1,020/oz²**
- ▶ **NPV_{8%} of A\$58m** and IRR of 57% using a A\$1,600/oz gold price
- ▶ A pre-tax Free Cashflow of A\$82.3m
- ▶ First Gold Produced targeted for mid-2018

² ASIC = C1 Cash Cost (site based mining, processing & site services operating costs + administration costs) + royalties + sustaining capital costs


³ For full details in relation to the Rothsay Gold Project Pre-Feasibility Study, including major assumptions, refer to ASX announcement dated 16 May 2017 titled "Rothsay PFS Confirms Potential New High-Grade Gold Project"





- ▶ Production target increased from 106koz to 211koz
- ▶ LHOS mining method with pre mined CRF pillars
- ▶ Bench stoping in Southern Upper Zone
- ▶ 15m level spacing floor to floor
- ▶ Mining ramps up to 50koz pa & 200kt pa
- ▶ LOM increased to 5.5 years
- ▶ Deposit remains open along strike and at depth
- ▶ Relatively shallow UG operation ~ 435m below surface

PFS – Processing



- ▶ Conventional – crushing, grinding, gravity & leach circuit
- ▶ 200ktpa design (small scale, low cost, short lead time)
- ▶ 95% assumed recovery
- ▶ 100% fresh rock feed
- ▶ Existing tailings storage

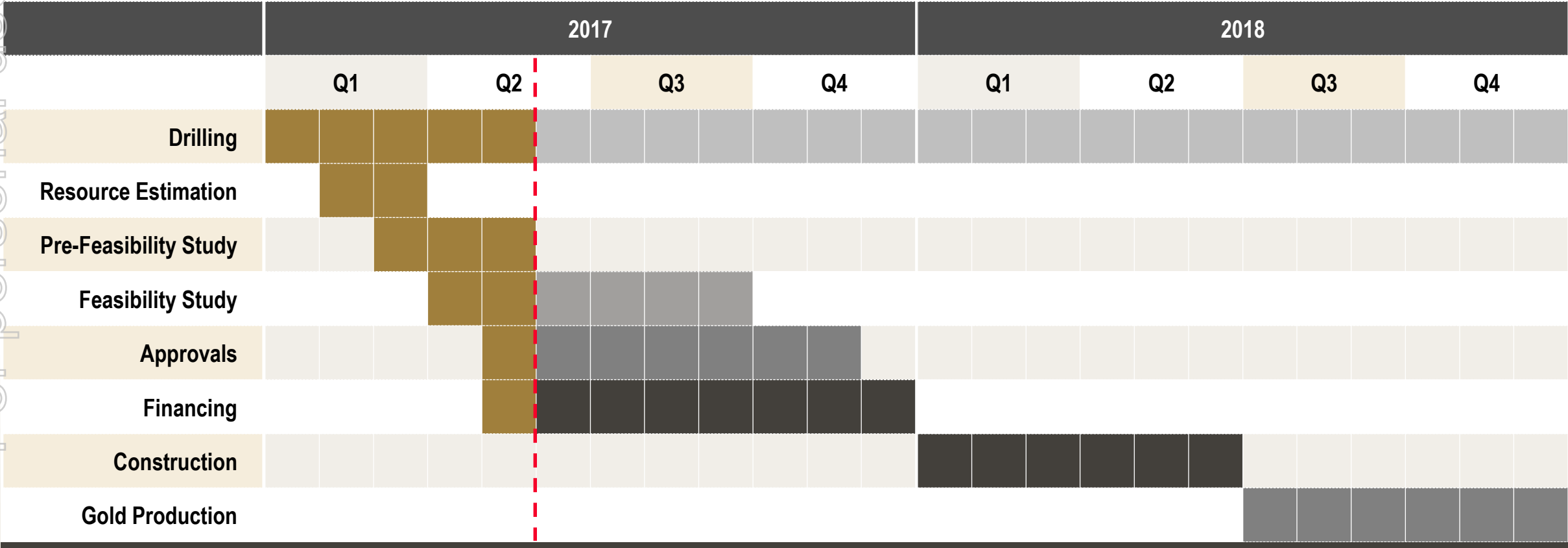


For personal use only

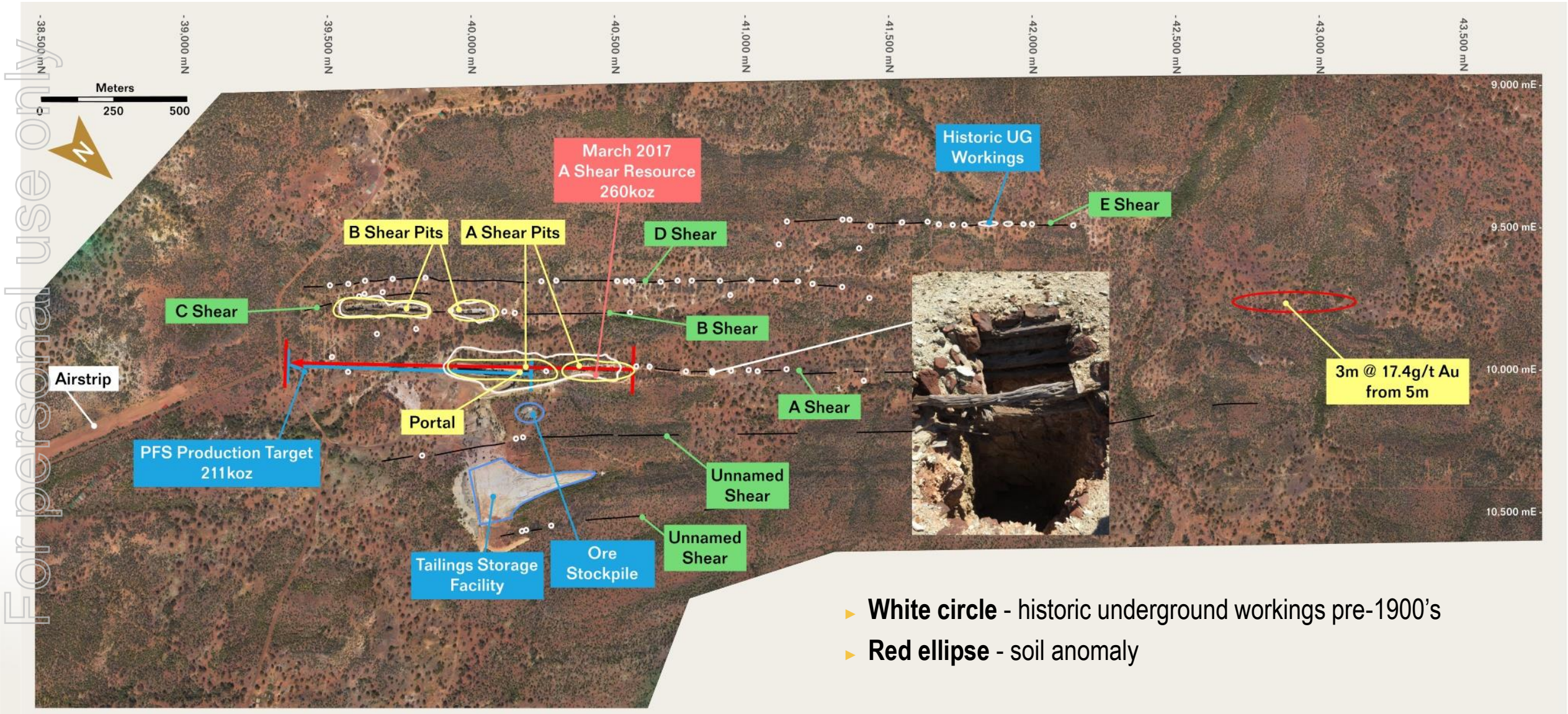
Timeline to Production



- ▶ Short pathway to gold production – 2018
- ▶ Targeting 7 months to plant construction
- ▶ Targeting 13 months to first gold production



Exploration Upside



- ▶ **White circle** - historic underground workings pre-1900's
- ▶ **Red ellipse** - soil anomaly

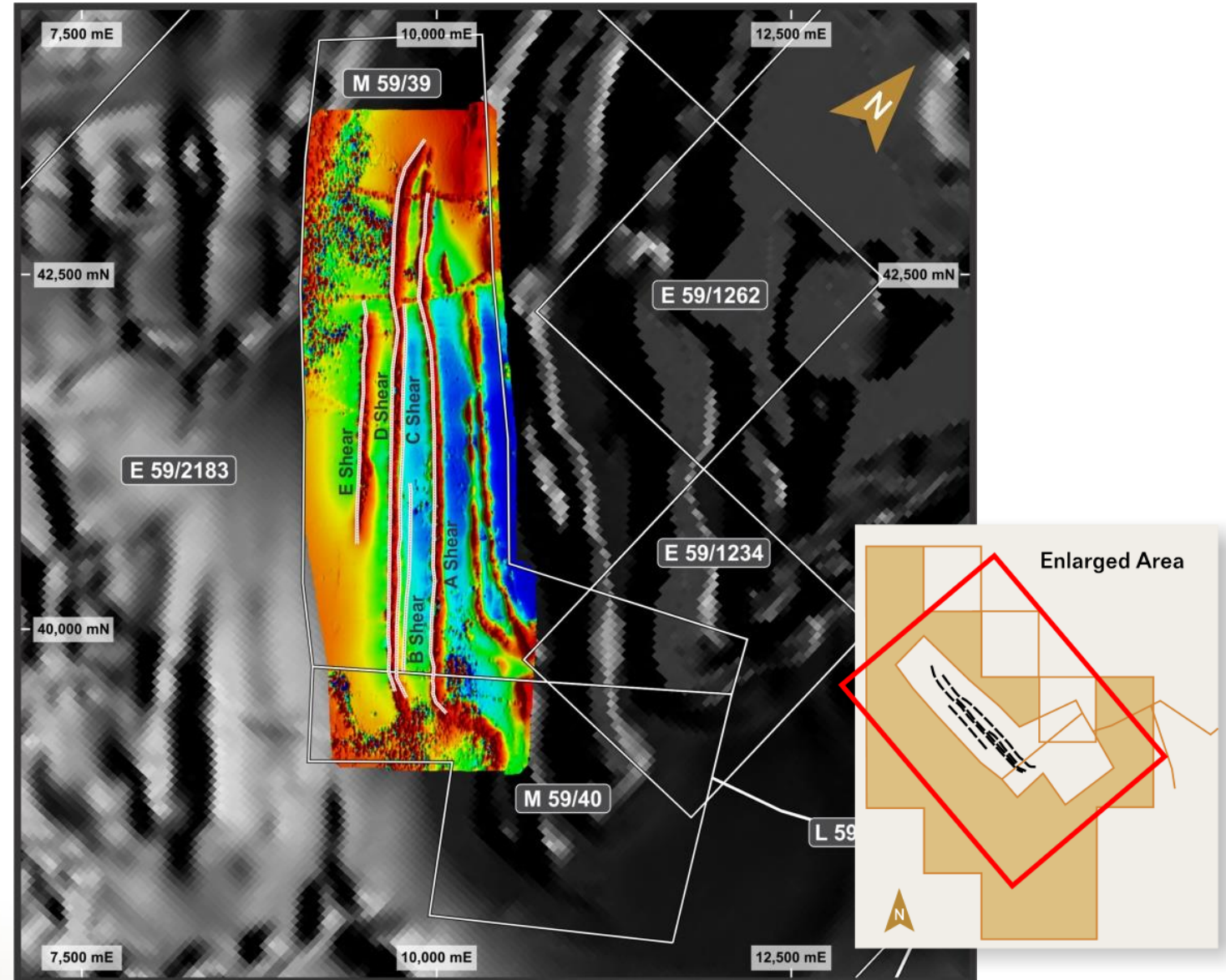
For personal use only

+14km of Highly Prospective Strike



For personal use only

- ▶ Less than 30% drill tested
- ▶ Average depth of drilling less than 45m
- ▶ Numerous targets to follow up based on ground magnetic interpretation and structural geological review



Summary – Key Takeaways



For personal use only

Exceptionally high-grade WA gold project – 11.6g/t for 262oz Au

Strong mining and production history

Ability to leverage off existing infrastructure

Highly experienced Board & Management team

Cornerstone shareholder Lion Selection (ASX:LSX)

Low-cost pathway to near-term production ~ A\$33.9m

Quick project payback – 23 months

Low AISC A\$1,020/oz – strong margins

DFS underway on target to be delivered in Q3, 2017

Maiden Ore Reserve to be announced as part of DFS

Significant upside with near-mine and regional potential





- ▶ From our student days at the WA School of Mines...in the shadow of Mt Charlotte and the Golden Mile!

For personal use only





EGANSTREET
RESOURCES ASX Code: EGA



For personal use only



Rothsay Gold Project, Western Australia

Unlocking the Potential of One of Australia's Highest Grade Gold Projects

Resources Rising Stars – 31 May 2017 / Marc Ducler - Managing Director